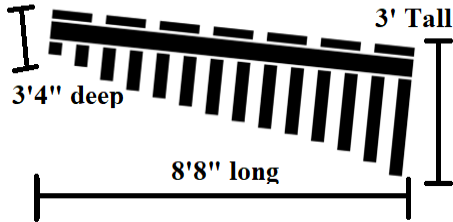




Stage Plot and Notes

v. “Standard Simple Trio”



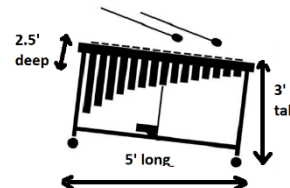
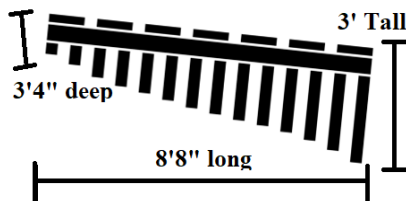
Marimba dimensions exclude performer space

(Likely a small “bop” kit: budget
~4’ deep x5’ wide footprint)

Layout: Straight line “slight V” formation at centre-front stage as above (possibly inverted) unless other considerations.

Consideration: The marimba is a 230lbs instrument dissembled in 11 cases for transport. On occasion (especially if insufficient time or space) it may not be practical to have it on a stage. It can also be constructed elsewhere and wheeled into position. Performers usually arrive 1hr ahead of time for setup.

v. “Standard Simple Trio 2.0”: Add Vibraphone



Mic Notes: Indoors, gymnasium size environment or smaller: mics likely not needed

(~grande piano volume)

-Outdoors and/or large stage: Mics/cables/stands needed. (**Required by sound tech**)

For marimba or vibraphone, suggest 2 overhead mics from boom stands with some distance from keys (however, best results may depend on environment); one for middle of low end, one for middle of high. Drum mics as appropriate for environment.

Other:

-Music stands may be present, situation dependent.

-Other supplementary percussion (hand drums, shakers, glockenspiel other aux percussion) may be present, built around the above simple setups on some occasions. On some occasions, a 4th or 5th performer may be brought along also with their own percussion stations.